

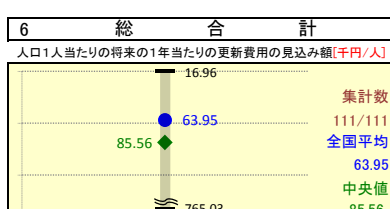
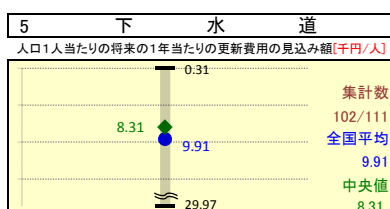
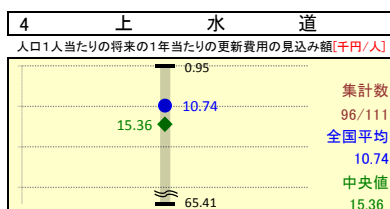
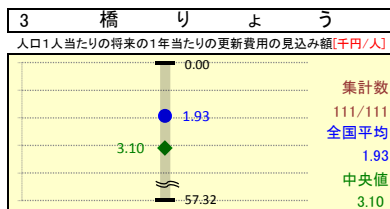
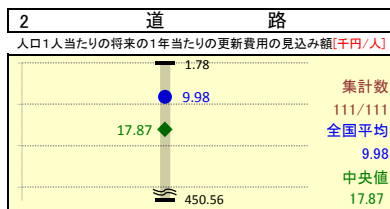

資料1 公共施設及びインフラ資産の将来の更新費用の見込み 比較分析表(調査協力市区町村(111団体)全体の状況)

調査協力市区町村(111団体)全体の状況

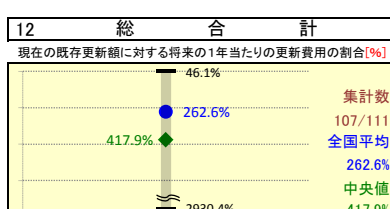
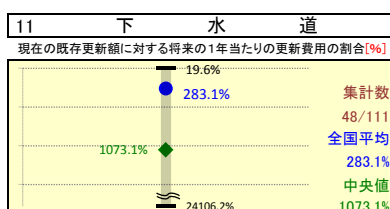
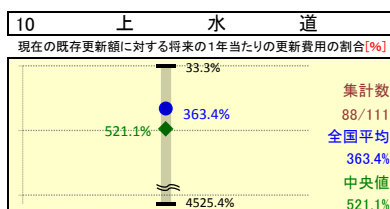
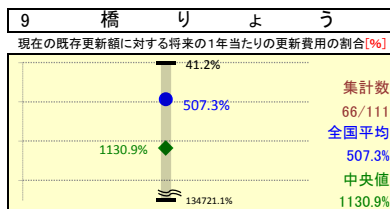
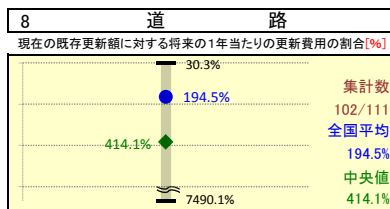
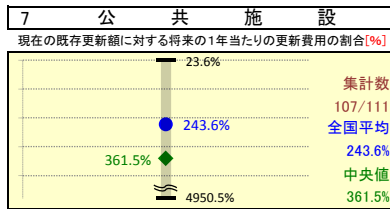
● 全国平均値(加重平均) ◆ 中央値
— 最大値及び最小値

対象年度 : 平成21年度
人口 : 18,015,987人 (全国に占める割合 14.2%)
面積 : 26,602.31km² (全国に占める割合 7.0%)

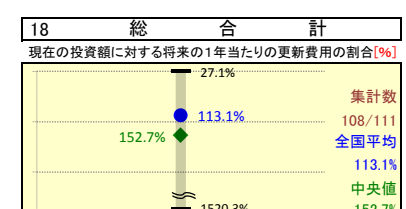
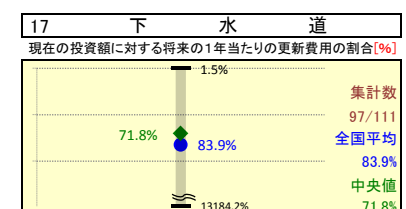
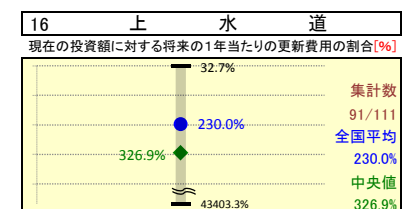
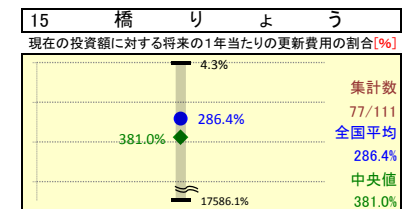
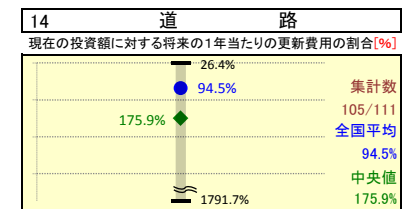
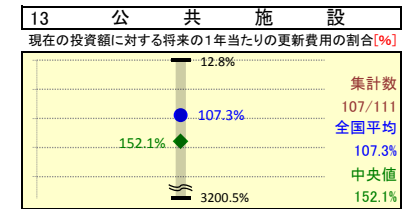
◆将来の更新費用の見込み◆



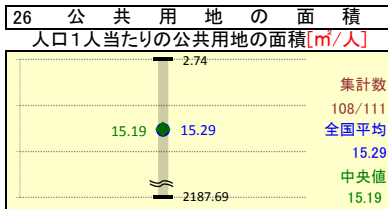
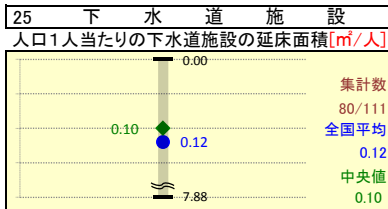
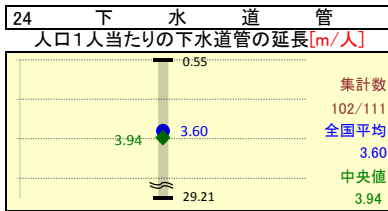
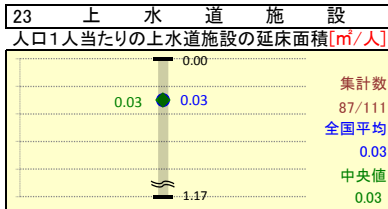
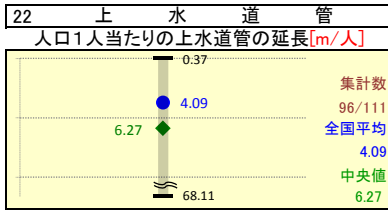
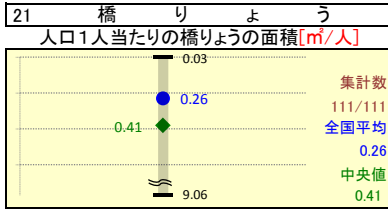


◆現在の既存更新額に対する将来の更新費用の割合◆



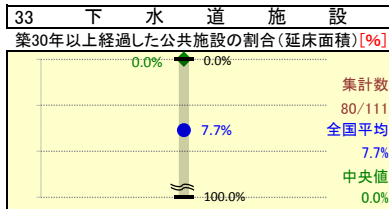
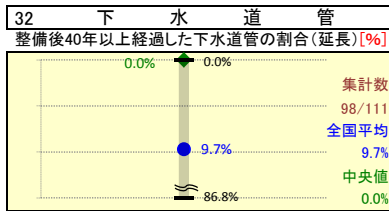
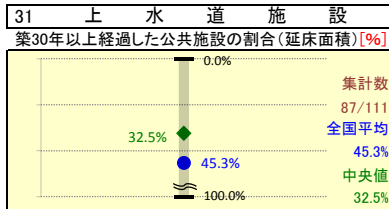
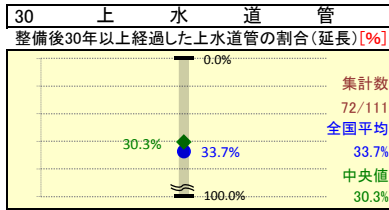
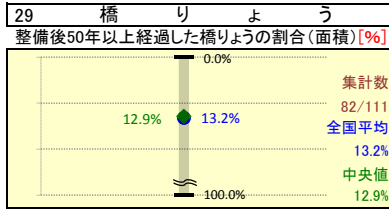
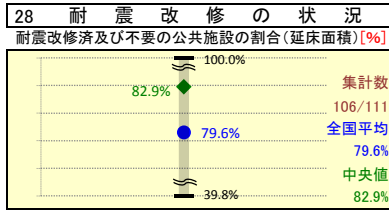
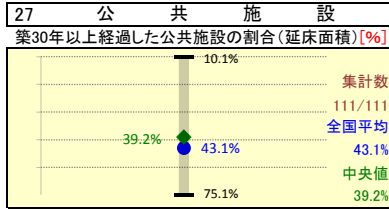
◆現在の投資額に対する将来の更新費用の割合◆



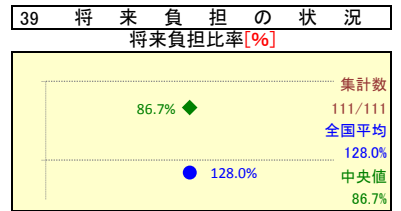
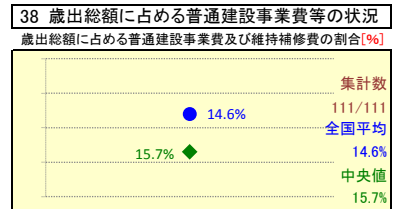
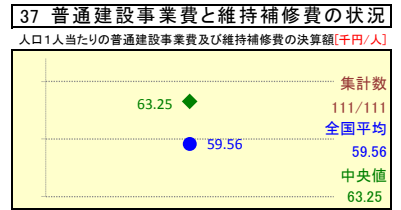
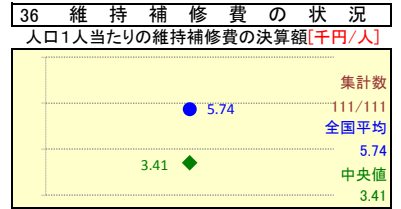
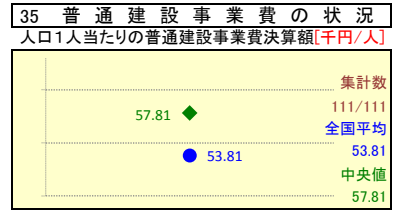
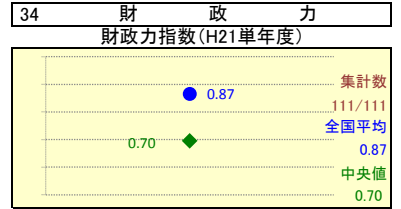
◆人口1人当たりの延床面積等◆



◆老朽度及び耐震改修の状況◆



◆財政の状況(参考)◆



<全ての市区町村の加重平均値(参考)>

34 財政力指数(H21単年度)	0.71
35 人口1人当たりの普通建設事業費決算額	56.18千円/人
36 人口1人当たりの維持補修費の決算額	3.98千円/人
37 人口1人当たりの普通建設事業費及び維持補修費の決算額	60.17千円/人
38 歳出総額に占める普通建設事業費及び維持補修費の割合	13.86%
39 将来負担比率	92.8%